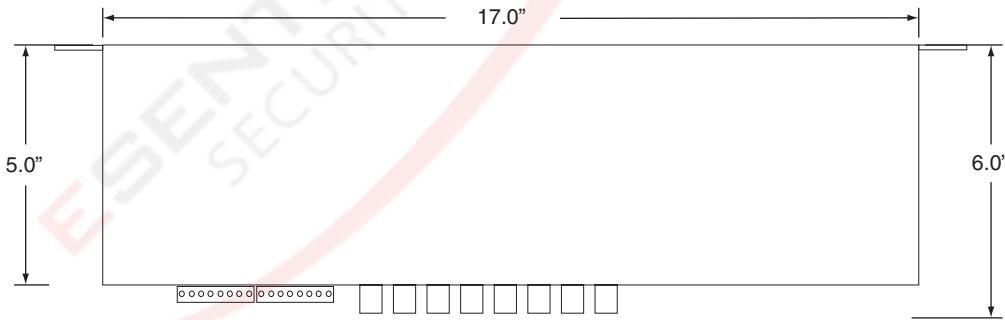


Description

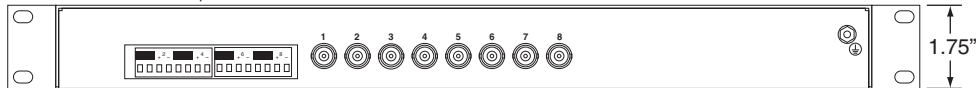
The **VH839** video balun hub is a multi-channel video transceiver that provides a low cost means of sending quality live video over Category cabling. The system can also adapt to existing communication and computer network spare pairs. The VH839 can be used to transmit or receive video up to 750 feet when used with other products in the VB37 or VB39 family. When used with model TR515 or TR560 active receivers, distances of 1,500 feet and 3,000 feet, respectively can be attained. The VH839 is designed to provide superior immunity from noise and interference, such as RFI and EMI.

Features

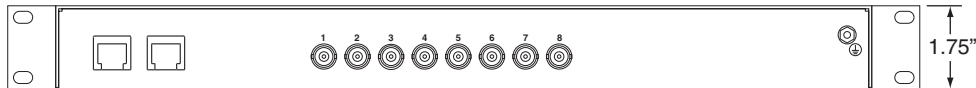
- Quality video over ordinary twisted pair
- Built-in protection from power surges and transients
- Immunity to noise and interference
- Passive units—require no power
- Video & P/T/Z over a single pair with “up-the-coax” Systems when used with passive baluns
- Highly compact, only 1 RU in height
- Conveniently integrates with Nitek modular systems
- Video can be run in the same cable with telephone, computer signals and power



Back with twisted pair connection



Back with RJ45 connection



USA

5410 Newport Drive, # 24
Rolling Meadows, IL 60008
Phone: (847) 259-8900
Fax: (847) 259-1300
E-mail: info@nitek.net
WWW.NITEK.NET

EUROPE

De Schans 19-21 2a
8231 KA Lelystad
Tel: +31(0)320-2300005
Fax: +31(0)320-282186
E-mail: info@nitek.nl
WWW.NITEK.NL

TECHNICAL SPECIFICATION

8 Port Video Balun Hub

Size	1 RU x 6.0" D
Input	Standard BNC connector for 1 Vpp composite video Monochrome or Color
Video Format	PAL, SECAM, NTSC, RS170, CCIR (Color or B/W)
Twisted Pair Connection	VH839—Screw terminals VH839M—RJ45 modular jacks
Wire Spec	26 to 18 AWG twisted pair
DC Loop Resistance	51 Ohms/1,000 feet
Nominal Capacitance	17pF/ft
Impedance	100 Ohms +/- 20%
Category Wire	2 or better
Common Mode Rejection	>70dB
Operating Frequency	DC to 10 MHz
Recommended Transmission Distance	w/passive units—750 feet w/active units—3,000 feet
Transient Immunity	Built-in
Shipping Weight	5 lbs

Wire and Cable Recommendations

We recommend using unshielded twisted pair wiring. The systems will operate over wire 26 to 18 AWG but are optimized for 24 AWG. Category cables may be used. Individually shielded pairs should be avoided, as they drastically reduce the operating range of the systems. Multi-pair cable with an overall shield is acceptable. Video can be operated in the same communication cable coexistent with telephone, computer, control signals, power voltages and other video signals. While video may be routed through telephone punch down block terminals, any bridge-taps, also called T-taps and any resistive, capacitive or inductive devices MUST BE removed from the pair.

