

GV-UNFE2503 2MP H.264 Super Low Lux WDR IR Fisheye Camera



- 1/2.8" progressive scan super low lux CMOS
- Minimum illumination at 0.02 lux
- Dual streams from H.264 and MJPEG
- Up to 30 fps at 1920 x 1080
- Megapixel lens
- Day and night function (with removable IR-cut filter)
- Intelligent IR
- PoE (IEEE 802.3af)
- Ingress protection (IP67)
- Built-in micro SD card slot (SD/SDHC) for local storage
- One-way audio
- No mechanical moving parts
- Provides 360° and 180° panorama view
- Different angle of view accessible by multiple users at the same time
- Playback from any view angle and zoom level
- Digital Object Tracking
- Virtual PTZ function
- Auto Pan function
- 3D noise reduction
- Wide Dynamic Range (WDR)
- Defog
- Motion detection
- Tampering alarm
- Privacy mask
- Text overlay
- Supports iPhone, iPad, Android & 3GPP
- 31 languages on Web interface
- ONVIF (Profile S) conformant
- Recording assigned by GV-Edge Recording Manager ([Windows & Mac](#))
- More storage option - [NAS](#)

* No Memory card slot & local storage function for Argentina.

Introduction

The IR Fisheye Camera is an outdoor fisheye camera that allows you to monitor all angles of a location. The camera is equipped with an IR LED ring that provides infrared illumination under low-light situations. It consists of a main body for processing and a separate camera lens for capturing images. The compact camera lens can be installed in outdoor surveillance sites with limited space.

Photos

Fisheye Source Image



Single View



2 x 180° View



360° View

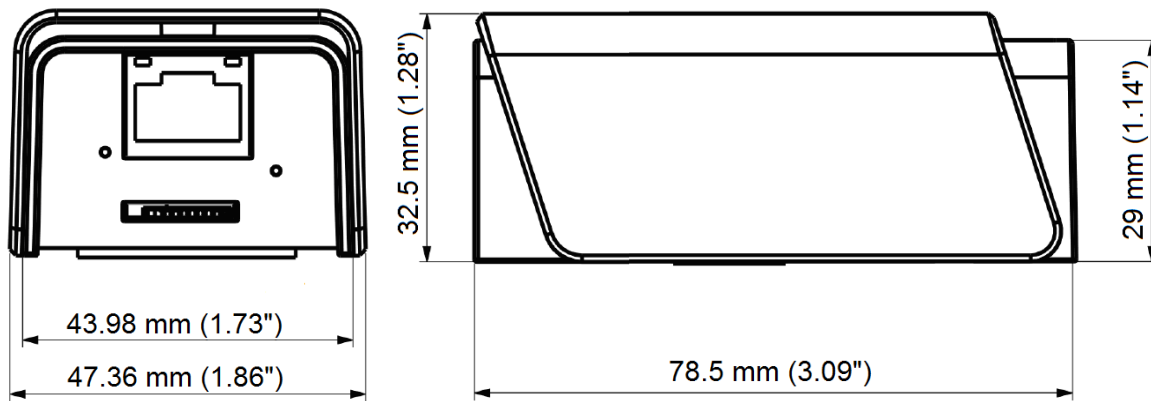


Quad View

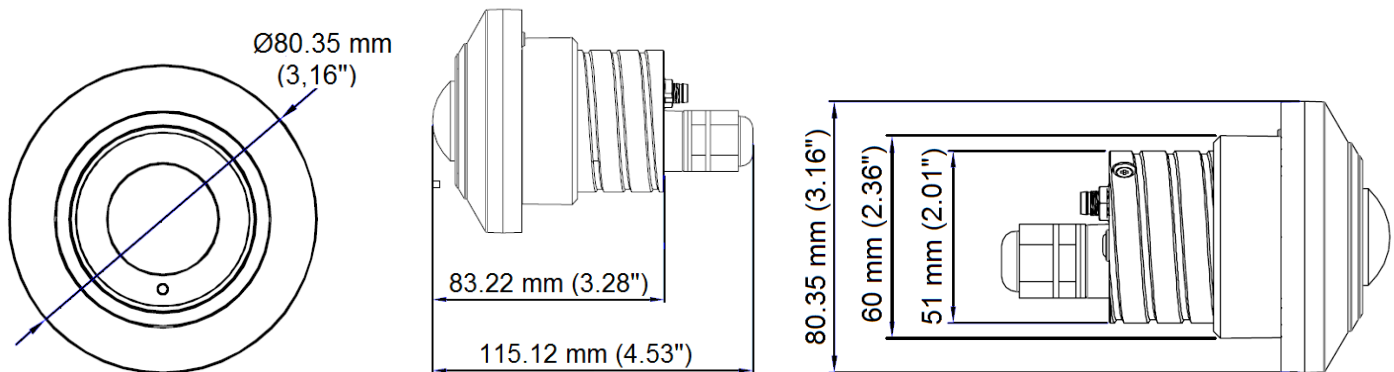


Dimensions

● Camera Body



● Camera Lens



Specifications

Camera

Image Sensor	1/2.8" progressive scan super low lux CMOS	
Picture Elements	1920 (H) x 1080 (V)	
Minimum Illumination	Color	0.02 Lux
	B/W	
	IR ON	
Shutter Speed	Automatic, Manual (1/5 ~ 1/8000 sec.)	
White Balance	Automatic, Manual (2800K ~ 8500K)	
Gain Control	Automatic	
S/N Ratio	52 dB	
WDR	Yes	

Lens

Megapixel	Yes	
Day/Night	Yes (with removable IR-cut filter)	
Iris	Fixed	
Focal Length	1.19 mm	
Maximum Aperture	F/2.0	
Mount	M12	
Image Format	1/2.3"	
Horizontal FOV	180°	
Operation	Focus	Fixed
	Zoom	Fixed
	Iris	Fixed
IR LED Quantity	8 IR LEDs	
Max. IR Distance	10 m (32.81 ft)	

Operation		
Video Compression	H.264, MJPEG	
Video Streaming	Dual streams from H.264 and MJPEG	
Frame Rate	30 fps at 1920 x 1080 (60/50 Hz) * The frame rate and the performance may vary depending on the number of connections and data bitrates (different scenes).	
Image Setting	Brightness, Contrast, Saturation, Sharpness, Gamma, White Balance, Flicker-less, Image Orientation, Shutter Speed, Backlight Compensation, D/N Sensitivity, WDR, Defog, Denoise, Metering	
Audio Compression	AAC 32K	
Audio Support	One-Way Audio	
Sensor Input	No	
Alarm Output	No	
Video Resolution		
Main Stream	4:3	1600 x 1200 (Default), 1280 x 960
	16:9	1920 x 1080, 1280 x 720
Sub Stream	4:3	640 x 480 (Default)
	16:9	640 x 360
Network		
Interface	10/100M Ethernet	
Ethernet Protocol	DHCP, DynDNS, FTP, HTTP, HTTPS, NTP, ONVIF (Profile S), QoS (DSCP), RTSP, SNMP, SMTP, TCP, UDP, UPnP, 3GPP/ISMA	
Mechanical		
Temperature Detector	Yes	
Connectors	Power	PoE (IEEE 802.3af)
	Ethernet	RJ-45
	Audio	1 In (built-in microphone)
	Local Storage	Micro SD card slot (SD/SDHC, SD version 2.0 only, Class 10) * SDXC and UHS-I card types are not supported.
	Camera Unit Connection	RJ-12
LED Indicator	4 LEDs: Link, ACT, Camera Status, RJ-12 Status	
General		
Environment Temperature	-5 °C ~50 °C (23 °F ~ 122 °F)	
Humidity	10% to 90% (no condensation)	
Power Source	PoE (IEEE 802.3af)	
Max. Power Consumption	7.7 W	
Dimension	Main Body	78.5 x 47.36 x 32.5 mm (3.09" x 1.86" x 1.28")
	Camera Lens	Ø 80.35 x 115.12 mm (3.16" x 4.53")
Cable Length	1 m (3.28 ft)	
Weight (with main body mount)	480 g (1.06 lb)	
Ingress Protection	IP67	
Vandal Resistance	N/A	
Regulatory	CE, FCC, RCM, RoHS compliant	
Power over Ethernet		
PoE Standard	PoE (IEEE 802.3af Power over Ethernet / PD)	
PoE Power Supply Type	End-Span	
PoE Power Output	Per Port 48V DC, 350mA. Max. 15.4 watts	
Web Interface		
Installation Management	Web-based configuration	
Maintenance	Firmware upgrade through Web Browser or Utility	
Access from Web Browser	Camera Live View, Video Recording, Change Video Quality, Bandwidth Control, Image Snapshot, Audio, Picture in Picture, Picture and Picture, Privacy Mask, Tampering Alarm, Text Overlay, Digital PTZ	
Language	Arabic / Bulgarian / Czech / Danish / Dutch / English / Finnish / French / German / Greek / Hebrew / Hungarian / Indonesian / Italian / Japanese / Lithuanian / Norwegian / Persian / Polish / Portuguese / Romanian / Russian / Serbian / Simplified Chinese / Slovakian / Slovenian / Spanish / Swedish / Thai / Traditional Chinese / Turkish	

Applications

Network Storage	GV-VMS / DVR / NVR, GV-Backup Center, GV-Recording Server, and GV-VMS
Smart Device Access	GV-Eye for iOS and Android
Live Viewing	IE, mobile App
CMS Server support	GV-Control Center, GV-Center V2, GV-Vital Sign Monitor


Note:

- Mind the following when using an inserted memory card for recording:
 - Recorded data on the memory card can be damaged or lost if the data are accessed while the camera is under physical shock, power interruption, memory card detachment or when the memory card reaches the end of its lifespan. No guarantee is provided for such causes.
 - The stored data can be lost if the memory card is not accessed for a long period of time. Back up your data periodically if you seldom access the memory card.
 - Memory cards are expendable and their durability varies according to the conditions of the installed site and how they are used. Back up your data regularly and replace the memory card annually.
 - To avoid power outage, it is highly suggested to apply a battery backup (UPS).
 - For better performance, it is highly suggested to use Micro SD card of MLC NAND flash, Class 10.
 - Replace the memory card when its read/write speed is lower than 6 MB/s or when the memory card is frequently undetected by the camera.
- Specifications are subject to change without notice.

Packing List

- | | |
|----------------------------|-------------------|
| 1. IR Fisheye Camera | 6. M2 Screw |
| 2. Installation Sticker | 7. Warning Label |
| 3. Main Body Mount | 8. Download Guide |
| 4. Main Body Adhesive Tape | 9. Warranty Card |
| 5. M3 Screw x 2 | |

Accessories

Model No.	Details
GV-PA191 PoE Adapter 	The GV-PA191 PoE adapter is designed to provide power and network connection to the cameras over a single Ethernet cable.
GV-PoE Switch	The GV-PoE Switch is designed to provide power along with network connection for IP devices. The GV-PoE Switch is available in various models with different numbers and types of ports.